



Navigation Stick

KTX-NS01EU

Alpine Stick



EN

FR

ES

DE

IT

SE

NL

- Quick Reference Guide
Please read before using this equipment.

ALPS ALPINE NORTH AMERICA, INC.

1500 Atlantic Boulevard, Auburn Hills,
Michigan 48326, USA
Phone 1-800-ALPINE-1 (1-800-257-4631)

**ALPINE ELECTRONICS OF AUSTRALIA PTY.
LTD.**

161-165 Princes Highway,
Hallam Victoria 3803, Australia
Phone 03-8787-1200

ALPS ALPINE EUROPE GmbH

Ohmstrasse 4, 85716 Unterschleissheim,
Germany
Phone: +49 (0) 89-32 42 640
For contact information on your respective country,
Please visit www.alpine-europe.com.

ALPS ALPINE ASIA CO., LTD.

The 9th Towers, Tower B, 24th Floor,
Unit TNB01-03,
33/4 Rama 9 road, Huay Kwang, Bangkok,
10310, Thailand
Phone +66 (2) 090 9596

ALPS ALPINE CO., LTD.

20-1 Yoshima Industrial park,
Iwaki, Fukushima, Japan 970-1192
Phone 0246-36-4111

Contents

Operating Instructions.....	2
Installing & Getting Started.....	3
Initial Setting	5
Environmental Setting	7
Information	11

Operating Instructions

PRECAUTIONS

IMPORTANT INFORMATION, PLEASE READ CAREFULLY BEFORE USING THIS PRODUCT.

This product is intended to safely provide turn-by-turn instructions to get you to a desired destination. Please read the following precautions to ensure that you use this navigation system correctly.

- This product is not a substitute for your personal judgement. Any route suggestions made by this navigation system should never supersede any local traffic regulations or your personal judgement and/or knowledge of safe driving practises. Do not follow route suggestions if the navigation system instructs you to perform an unsafe or illegal manoeuvre, places you in an unsafe situation, or routes you into an area which you consider unsafe.
- Glance at the screen only when necessary and safe to do so. If prolonged viewing of the screen is necessary, stop in a safe and legal manner and location.
- Do not input destinations, change settings, or access any functions requiring a prolonged view of the monitor while you are driving. Stop in a safe and legal manner and location before attempting to access the system.
- When using the navigation system to find/route to an emergency service, please contact the facility to validate and verify availability, prior to driving to it. Not all locations of emergency service providers such as police and fire stations, hospitals, and clinics are contained in the database. Please use your own judgement and your ability to ask for directions in these situations.
- The map database used in the navigation system is the most recent map data available at the time of production. Because of changes in streets and neighbourhoods, there may be situations where the navigation system may not be able to route you to your desired destination. In these cases, use your own personal judgement.
- The map database is designed to provide you with route suggestions, it does not take account of the relative safety of a suggested route, or of factors which may affect the time required to reach your destination. The system does not reflect road closures or construction, road characteristics (i.e. type of road surface, slope or grade, weight or height restrictions, etc.), traffic congestion, weather conditions, or any other factors which may affect the safety or timing of your driving experience. Use your personal judgement if the navigation system is unable to provide you with an alternate route.
- There may be situations where the navigation system may display the vehicle's location erroneously. Use your own driving judgement in this situation, taking into account current driving conditions. Please be aware that in this situation, the navigation system should correct the vehicle's position automatically; however, there may be times where you may have to correct the position yourself. If this is the case, stop in a safe and legal manner and location before attempting operation.
- Make certain that the volume level of the unit is set to a level which still allows you to hear outside traffic and emergency vehicles. Driving while unable to hear outside sounds could cause an accident.
- Please ensure that any other person who intends to use the navigation system has read these instructions and follows them carefully. In addition please be aware that personal information (for example the navigation routes and destinations) will be stored within the stick and will be visible to any person with whom you share the stick. In order to avoid access to your personal information therein stored, please delete the data before the actual transfer. Finally please note that once the


information is deleted it cannot be restored.

If there is anything in the manual about the operation of the navigation system which you are uncertain about, please contact your local Alpine authorized navigation dealer before using the navigation system.

Installing & Getting Started





Names of Each Part

It describes the names and functions of the Alpine Stick.



LED Color & Time


Depending on the state of the Alpine Stick, LED movements and colors change.

LED Color	Description
	When the Alpine Stick is attached (connected), the skyblue light blinks when recognized.
	After Alpine Stick recognition when ignition is on, the skyblue light is maintained.
	When an update begins, the LED flashes skyblue.
	When the Alpine Stick is installed on the PC and recognized, the orange light is maintained.

Using the Home Screen

When connecting the Alpine Stick, it consists of the following:

If you want to move to the Alpine Stick screen while running another screen, press the Navigation icon.



- ① **iGO Navigation**
Move to the navigation screen.
- ② **Settings**
Move to the Alpine Stick-related setting screen.

Initial Setting

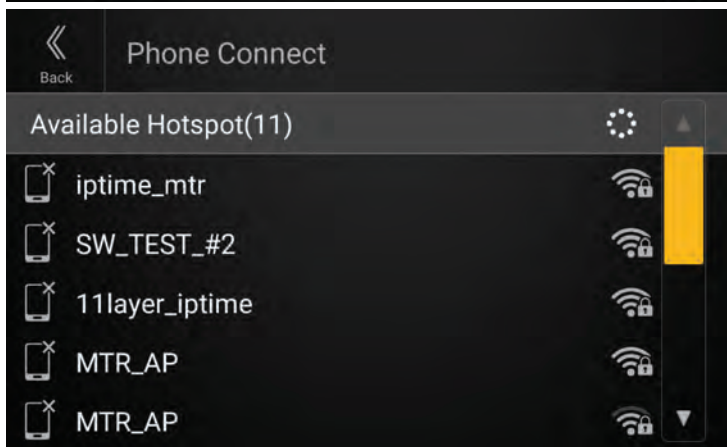
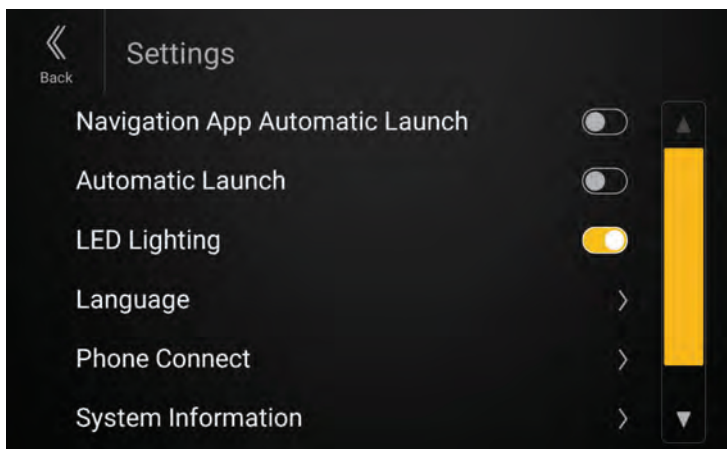
Prior to using the Alpine Stick, initial setting inside the vehicle is necessary. Check the method below for setting.

Mounting Alpine Stick & Running Navigation

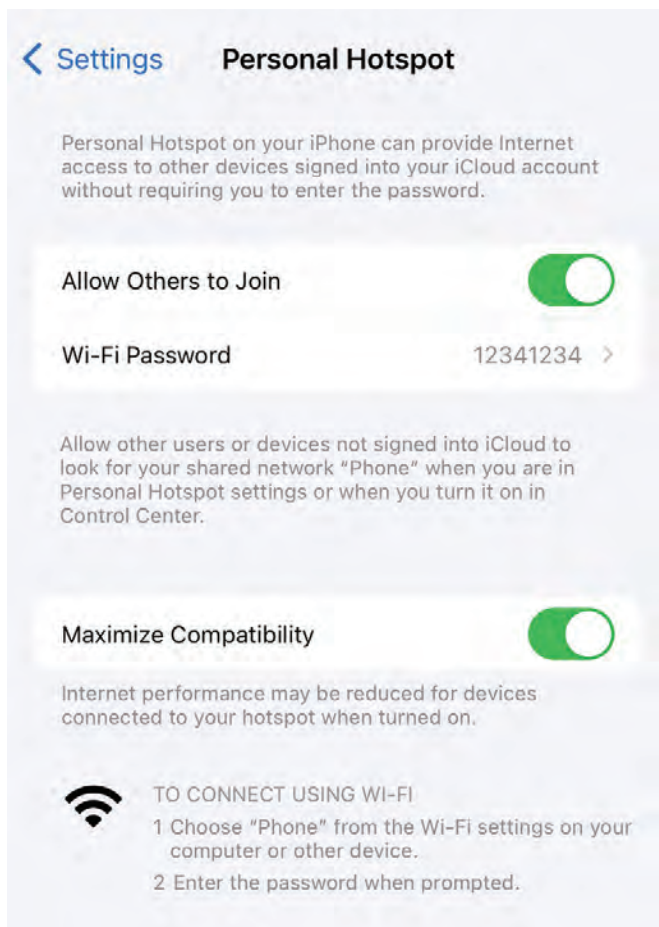
- 1 Connect the Alpine Stick to the black USB port using the supplied extension cable.
- 2 Once the Navigation icon is activated in the vehicle, press iGO Navigation.

Connecting a mobile phone (Android phone/iPhone)

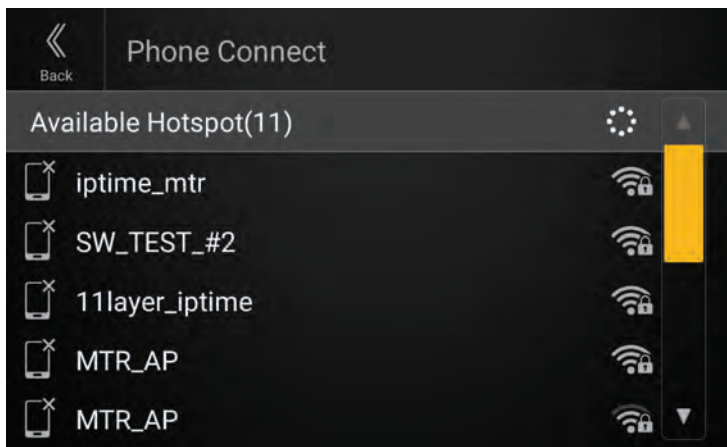
- 1 After mounting the Alpine Stick, press Settings > Phone Connect.



- 2 In the settings of the mobile phone, run a mobile hotspot and check the hotspot name and password.



- 3** On the list of hotspots available for connection, choose the hotspot name and enter the password.



- 4** If the mobile hotspot is connected normally, the mobile hotspot connection icon appears on the top of the home screen.

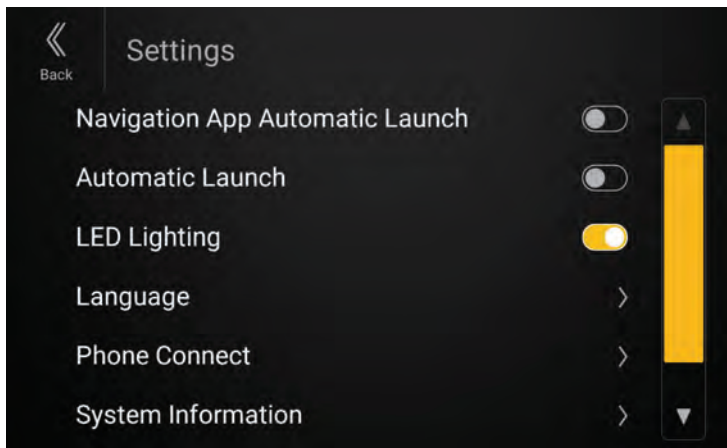
Environmental Setting

When using the Alpine Stick, you can set necessary functions or check system-related information.

Setting Navigation App Automatic Launch

This will auto-start the navigation app once the Alpine Stick is mounted and the connection is established. The two-button launcher will not be shown.

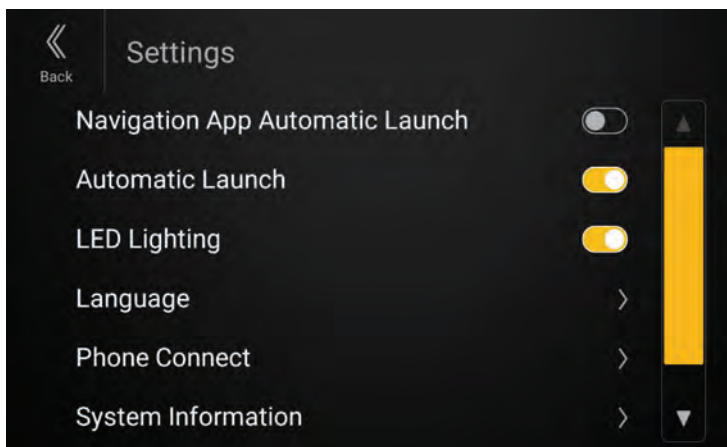
On the Menu screen of the vehicle, set Settings > Navigation App Automatic Launch.



Setting Automatic Launch

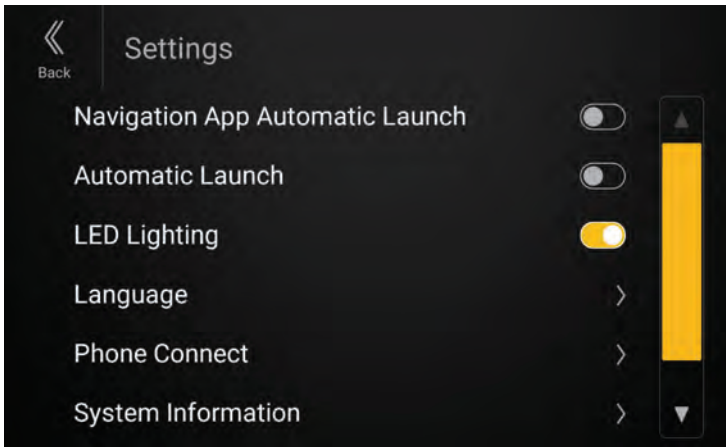
When the Alpine Stick is connected, two launcher screens will automatically appear.

On the Menu screen of the vehicle, set Settings > Automatic Launch.



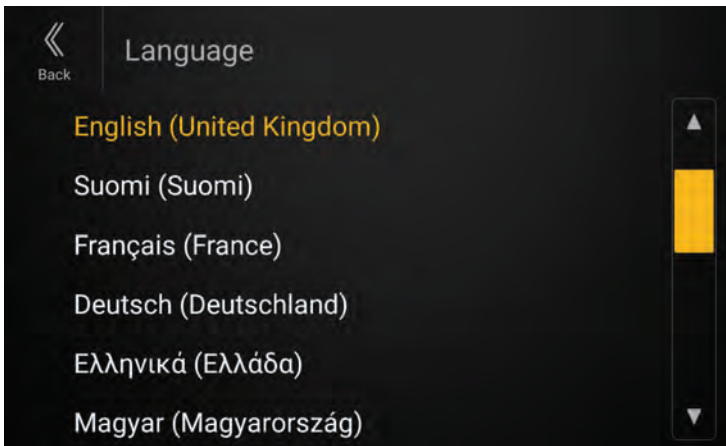
Setting LED Lighting

When mounting the Alpine Stick, you can activate or deactivate the LED lighting. On the Menu screen of the vehicle, set Settings > LED Lighting.



Setting Language

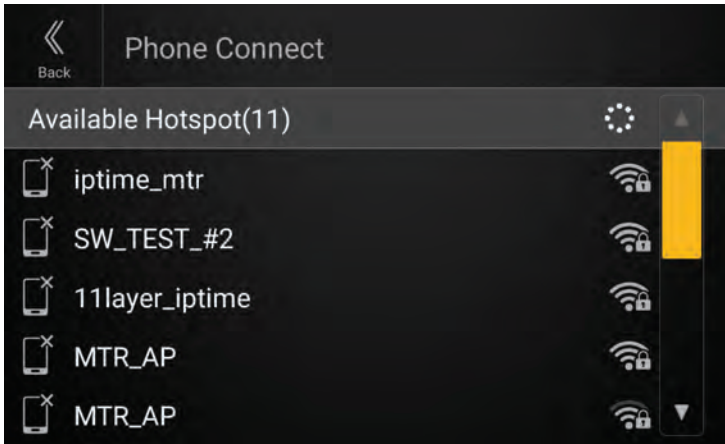
You can set the language to be displayed on the Alpine Stick screen.



- 1 On the Menu screen of the vehicle, press Settings > Language.**
- 2 Press the language you want to set.**

Setting Phone Connect

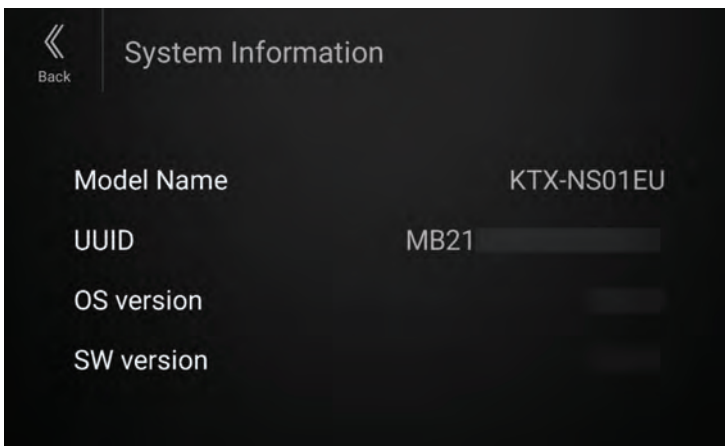
Connect the Alpine Stick with the mobile phone.



- 1** On the Menu screen of the vehicle, press Settings > Phone Connect.
- 2** On the hotspot list, press the device to connect and then connect it.
- 3** Once connected, 'Disconnect' is displayed, and the icon is displayed on top of the Menu screen.

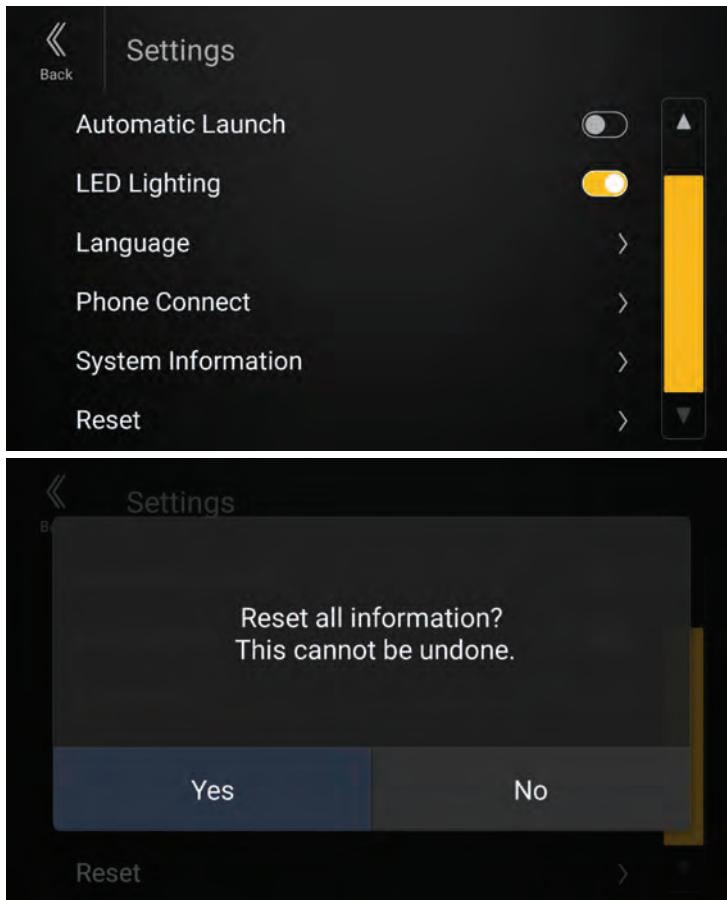
Setting System Information

You can see the Alpine Stick information.



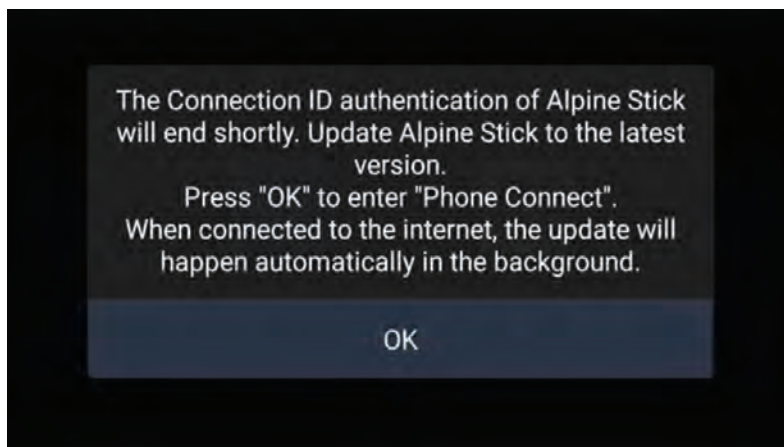
Setting Reset

You can reset the use environmental setting of the Alpine Stick system.



Caution

Among customers who are using Alpine Stick without using Hotspot for a long time and need navigation updates, a notification popup appears from two weeks prior to the expiration date. When the Internet is connected after pressing OK, updates are performed automatically.



When connecting Hotspot for use, the above popup does not appear.

Product Software Update

Important information on the software

About the software licence of the product

The Software installed in the product contains open-source software. See the following Alpine website for details on the open source software.

[Http://www.alpine.com/e/research/oss/](http://www.alpine.com/e/research/oss/)

SIMPLIFIED EU DECLARATION OF CONFORMITY

Hereby, ALPS ALPINE EUROPE GmbH (<https://www.alpine.de/>) declares that the radio equipment type Alpine Stick (KTX-NS01EU) is in compliance with Directive 2014/53/EU.

The full text of the EU declaration of conformity is available at the following internet address:

<http://www.alpine.com/e/research/doc/>

Compliant with UNECE Regulation 10 (E-Mark)



Hereby, ALPS ALPINE EUROPE GmbH (<https://www.alpine.co.uk/>) declares that the radio equipment type Alpine Stick (KTX-NS01EU) is in compliance with Radio Equipment Regulations 2017.

The full text of the declaration of conformity is available at the following internet address:

<http://www.alpine.com/e/research/doc/>

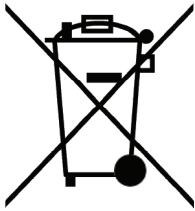


[EN] English	Hereby, ALPS ALPINE CO., LTD. declares that the radio equipment type Alpine Stick (KTX-NS01EU) is in compliance with the relevant statutory requirements. The full text of the UK declaration of conformity is available at the following internet address: http://www.alpine.com/e/research/doc/
[BG] Bulgarian	С настоящото ALPS ALPINE CO., LTD. декларира, че този тип радиос ъоръжение Alpine Stick (KTX-NS01EU) е в съответствие с Директива 2014/53/ЕС. Цялостният текст на ЕС декларацията за съответствие може да се намери на следния интернет адрес: http://www.alpine.com/e/research/doc/
[CZ] Czech	Tímto ALPS ALPINE CO., LTD. prohlašuje, že typ rádiového zařízení Alpine Stick (KTX-NS01EU) je v souladu se směrnicí 2014/53/EU. Úplné znění EU prohlášení o shodě je k dispozici na této internetové adrese: http://www.alpine.com/e/research/doc/
[DE] German	Hiermit erklärt ALPS ALPINE CO., LTD., dass der Funkanlagentyp Alpine Stick (KTX-NS01EU) der Richtlinie 2014/53/EU entspricht. Der vollständige Text der EU-Konformitätserklärung ist unter der folgenden Internetadresse verfügbar: http://www.alpine.com/e/research/doc/
[DK] Danish	Hermed erklærer ALPS ALPINE CO., LTD., at radioudstyrstypen Alpine Stick (KTX-NS01EU) er i overensstemmelse med direktiv 2014/53/EU. EU-overensstemmelseserklæringens fulde tekst kan findes på følgende internetadresse: http://www.alpine.com/e/research/doc/
[EE] Estonian	Käesolevaga deklareerib ALPS ALPINE CO., LTD. et käesolev raadioseadme tüüp Alpine Stick (KTX-NS01EU) vastab direktiivi 2014/53/EL nõuetele. Eli vastavusdeklaratsiooni täielik tekst on kättesaadav järgmisel internetiaadressil: http://www.alpine.com/e/research/doc/

[ES] Spanish	<p>Por la presente, ALPS ALPINE CO., LTD. declara que el tipo de equiporadioeléctrico Alpine Stick (KTX-NS01EU) es conforme con la Directiva 2014/53/UE.</p> <p>El texto completo de la declaración UE de conformidad está disponible en la dirección Internet siguiente: http://www.alpine.com/e/research/doc/</p>
[FI] Finnish	<p>ALPS ALPINE CO., LTD. vakuuttaa, että radiolaitetyyppi Alpine Stick (KTX-NS01EU) on direktiivin 2014/53/EU mukainen.</p> <p>EU-vaatimustenmukaisuusvakuutuksen täysimittainen teksti on saatavilla seuraavassa internetosoitteessa: http://www.alpine.com/e/research/doc/</p>
[FR] French	<p>Le soussigné, ALPS ALPINE CO., LTD., déclare que l'équipement radioé lectrique du type Alpine Stick (KTX-NS01EU) est conforme à la directive 2014/53/UE.</p> <p>Le texte complet de la déclaration UE de conformité est disponible à l'adresse internet suivante : http://www.alpine.com/e/research/doc/</p>
[GR] Greek	<p>Με την παρούσα ο/η ALPS ALPINE CO., LTD., δηλώνει ότι ο ραδιοεξοπλισμός Alpine Stick (KTX-NS01EU) πληροί την οδηγία 2014/53/ΕΕ.</p> <p>Το πλήρες κείμενο της δήλωσης συμμόρφωσης ΕΕ διατίθεται στην ακόλουθη ιστ οσελίδα στο διαδίκτυο: http://www.alpine.com/e/research/doc/</p>
[HR] Croatian	<p>ALPS ALPINE CO., LTD. ovime izjavljuje da je radijska oprema tipa Alpine Stick (KTX-NS01EU) u skladu s Direktivom 2014/53/EU.</p> <p>Cjeloviti tekst EU izjave o sukladnosti dostupan je na sljedećoj internetskoj adresi: http://www.alpine.com/e/research/doc/</p>
[HU] Hungarian	<p>ALPS ALPINE CO., LTD. igazolja, hogy a Alpine Stick (KTX-NS01EU) típusú rádióberendezés s megfelel a 2014/53/EU irányelvnek.</p> <p>Az EU-megfelelőségi nyilatkozat teljes szövege elérhető a következő internetes címen: http://www.alpine.com/e/research/doc/</p>
[IE] Irish	<p>Foghraíonn ALPS ALPINE CO., LTD., leis seo go bhfuil an cineál trealaimh raidió Alpine Stick (KTX-NS01EU) in oiriúint le Treoir 2014/53/AE.</p> <p>Tá téacs iomlán an dearbhaithe comhréireachta AE ar fáil ag an seoladh idirlín seo a leanas: http://www.alpine.com/e/research/doc/</p>
[IS] Icelandic	<p>Hér, ALPS ALPINE CO., LTD. lýsir yfir að radióbúnaður tegund Alpine Stick (KTX-NS01EU) er í samræmi við tilskipun 2014/53/ESB.</p> <p>The fullur texti af ESB-samræmisýfirlýsing er í boði á eftirfarandi veffangi: http://www.alpine.com/e/research/doc/</p>
[IT] Italian	<p>Il fabbricante, ALPS ALPINE CO., LTD., dichiara che il tipo di apparecchiatura radio Alpine Stick (KTX-NS01EU) è conforme alla direttiva 2014/53/UE.</p> <p>Il testo completo della dichiarazione di conformità UE è disponibile al seguente indirizzo Internet: http://www.alpine.com/e/research/doc/</p>
[LT] Lithuanian	<p>Aš, ALPS ALPINE CO., LTD., patvirtinu, kad radijo įrenginių tipas Alpine Stick (KTX-NS01EU) atitinka Direktyvą 2014/53/ES.</p> <p>Visas ES atitikties deklaracijos tekstas prieinamas šiuo interneto adresu: http://www.alpine.com/e/research/doc/</p>

[LU] Luxembourgish	ALPS ALPINE CO., LTD., déclare par la présente que l'équipement radio de type Alpine Stick (KTX-NS01EU) est conforme à la directive 2014/53/UE. La version intégrale de la déclaration européenne de conformité est disponible à l'adresse Internet suivante: http://www.alpine.com/e/research/doc/
[LV] Latvian	Ar šo ALPS ALPINE CO., LTD. deklarē, ka radioiekārta Alpine Stick (KTX-NS01EU) atbilst Direktīvai 2014/53/ES. Pilns ES atbilstības deklarācijas teksts ir pieejams šādā interneta vietnē: http://www.alpine.com/e/research/doc/
[MT] Maltese	B'dan, ALPS ALPINE CO., LTD., niddikjara li dan it-tip ta' tagħmir tar-radju Alpine Stick (KTX-NS01EU) huwa konformi mad-Direttiva 2014/53/UE. It-test kollu tad-dikjarazzjoni ta' konformità tal-UE huwa disponibbli f'dan l-indirizz tal-Internet li ġej: http://www.alpine.com/e/research/doc/
[NL] Dutch	Hierbij verklaar ik, ALPS ALPINE CO., LTD., dat het type radioapparatuur Alpine Stick (KTX-NS01EU) conform is met Richtlijn 2014/53/EU. De volledige tekst van de EU-conformiteitsverklaring kan worden geraadpleegd op het volgende internetadres: http://www.alpine.com/e/research/doc/
[NO] Norwegian	Herved ALPS ALPINE CO., LTD., erklærer at radioutstyr type Alpine Stick (KTX-NS01EU) er i samsvar med direktiv 2014/53/EU. Den fullstendige teksten i EU-erklæring er tilgjengelig på følgende internettadresse: http://www.alpine.com/e/research/doc/
[PL] Polish	ALPS ALPINE CO., LTD., niniejszym oświadcza, że typ urządzenia radiowego Alpine Stick (KTX-NS01EU) jest zgodny z dyrektywą 2014/53/UE. Pełny tekst deklaracji zgodności UE jest dostępny pod następującym adresem internetowym: http://www.alpine.com/e/research/doc/
[PT] Portuguese	A abaixo assinada, ALPS ALPINE CO., LTD., declara que o presente tipo de equipamento de rádio Alpine Stick (KTX-NS01EU) está em conformidade com a Diretiva 2014/53/UE. O texto integral da declaração de conformidade CE está disponível no seguinte endereço de Internet: http://www.alpine.com/e/research/doc/
[RO] Romanian	Prin prezenta, ALPS ALPINE CO., LTD., declară că tipul de echipamente radio Alpine Stick (KTX-NS01EU) este în conformitate cu Directiva 2014/53/UE. Textul integral al declarației UE de conformitate este disponibil la următoarea adresă internet: http://www.alpine.com/e/research/doc/
[SE] Swedish	Härmed försäkrar ALPS ALPINE CO., LTD., att denna typ av radioutrustning Alpine Stick (KTX-NS01EU) överensstämmer med direktiv 2014/53/EU. Den fullständiga texten till EU-försäkran om överensstämmelse finns på följande webbadress: http://www.alpine.com/e/research/doc/
[SI] Slovenian	ALPS ALPINE CO., LTD., potrjuje, da je tip radijske opreme Alpine Stick (KTX-NS01EU) skladen z Direktivo 2014/53/EU. Celotno besedilo izjave EU o skladnosti je na voljo na naslednjem spletnem naslovu: http://www.alpine.com/e/research/doc/

<p>[SK] Slovak</p>	<p>ALPS ALPINE CO., LTD., týmto vyhlasuje, že rádiové zariadenie typu Alpine Stick (KTX-NS01EU) je v súlade so smernicou 2014/53/EÚ. Úplné EÚ vyhlásenie o zhode je k dispozícii na tejto internetovej adrese: http://www.alpine.com/e/research/doc/</p>
<p>[TR] Turkey</p>	<p>Hierbij verklaar ik, ALPS ALPINE CO., LTD., dat het type radioapparatuur Alpine Stick (KTX-NS01EU) conform is met Richtlijn 2014/53/EU. De volledige tekst van de EU-conformiteitsverklaring kan worden geraadpleegd op het volgende internetadres: http://www.alpine.com/e/research/doc/</p>



Important information on handling electrical and electronic equipment

Thank you for purchasing an Alpine brand product. To ensure that you can dispose of the device properly and in an environmentally friendly manner, we would like to draw your attention to the statutory provisions of the European Waste of Electrical and Electronic Equipment (WEEE) directive and its national implementations.



1. Separate disposal

The WEEE directive and related national laws stipulate that electrical equipment must not be disposed of with household waste. Instead, it must be disposed of properly. Please hand in the device at a public collection point or your local recycling center. There it will be handled properly and recycled in an environmentally friendly manner.

2. Labeling

Electrical appliances are marked with a symbol (crossed-out dustbin on wheels) indicating that the appliance must not be disposed of with household waste.

3. Data erasure

Before disposing of the electrical device, you must ensure that all personal data stored on the device has been deleted. To do this, you can reset the device to the factory settings or delete the data manually.

4. Return and collection systems

You also have the option of returning the electrical device free of charge to municipal collection points, recycling centers or retailers. There, the device will be properly handled and recycled.

We hope that you are satisfied with your electrical product and that it will serve you well. If you have any further questions, please do not hesitate to contact us or one of our local distributors.